



National Marine Manufacturers Association

nmma.org

ECONOMIC SIGNIFICANCE OF RECREATIONAL BOATING IN FLORIDA

CONGRESSIONAL DISTRICT 3

Number of Recreational Boats*	43,699
Recreational Boating Industry Businesses	65
Total Jobs	3,312
Annual Recreational Boating-Related Spending	\$177.0 MILLION





TOTAL ANNUAL ECONOMIC IMPACT OF RECREATIONAL BOATING:

\$417.7 MILLION

RECREATIONAL BOATS IN FL-3

TOTAL BOATS* ▶ **43,699**

REGISTERED BOATS	43,699
Power boats	38,248
PWCs	3,257
Sailboats	1,059
Other Boats	1,135
HOUSEHOLDS PER BOAT	6.1

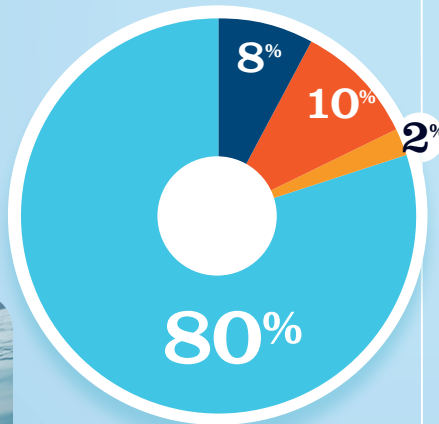


* Total boats are registered boats as reported by states to the USCG.

RECREATIONAL BOATING CREATES JOBS IN FL-3

TOTAL BOATING JOBS ▶ **1,292**

Boat Building	1,028
Motor / Engine Mfg.	-
Accessory / Supplies Mfg.	26
Dealers / Wholesalers	133
Boat Services	105



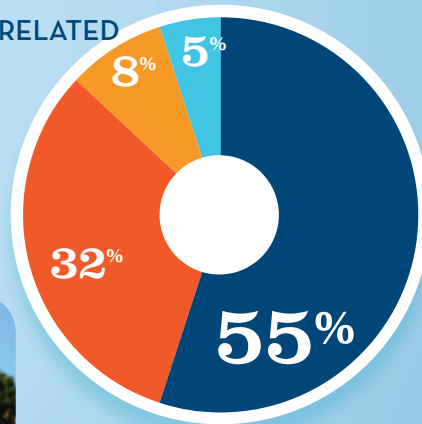
BOAT BUILDING
DLRS/WHOLESALE
MOTOR/ENG. MFG. †
BOAT SERVICES
ACC./SUPPLIES MFG. †0%



RECREATIONAL BOATING-RELATED BUSINESSES IN FL-3

TOTAL BUSINESSES ▶ **65**

Boat Building	3
Motor / Engine Mfg.	-
Accessory / Supplies Mfg.	5
Dealers / Wholesalers	21
Boat Services	36



BOAT BUILDING
DLRS/WHOLESALE
MOTOR/ENG. MFG. †
BOAT SERVICES
ACC./SUPPLIES MFG. †0%

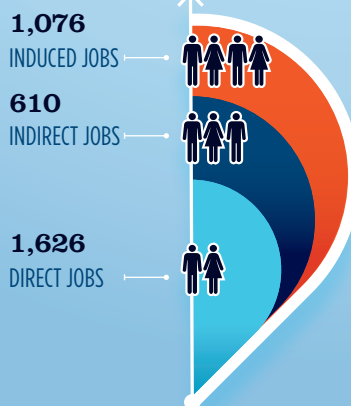


ESTIMATED JOBS IMPACT OF RECREATIONAL BOATING-RELATED SPENDING IN FL-3

EST. TOTAL JOBS ▶ **3,312**

EST. TOTAL LABOR INCOME ▶ **\$136.8** MILLIONS

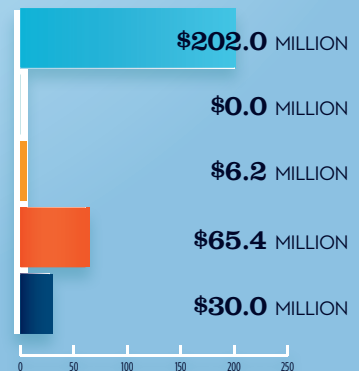
Est. Direct Income	\$55.6
Est. Indirect Income	\$34.1
Est. Induced Income	\$47.1



RECREATIONAL BOATING INDUSTRY SALES IN FL-3

Boat Building	\$202.0
Motor / Engine Mfg.	\$0.0
Accessory / Supplies Mfg.	\$6.2
TOTAL MFG. SALES	▶ \$208.2
Dealers / Wholesalers	\$65.4
Boat Services	\$30.0
TOTAL RETAIL & SERVICES SALES	▶ \$95.4

BOAT BUILDING	DLRS/WHOLESALE
MOTOR/ENG. MFG.	BOAT SERVICES
ACC./SUPPLIES MFG.	



Source: NMMMA's Center of Knowledge; Recreational Marine Research Center at Michigan State University